

ATLAS

4Z



40,7 kNm



6,0 bis
7,0 m



2,9 m



2,8 m bis
4,1 m



920 kg



380°



8,67 kNm



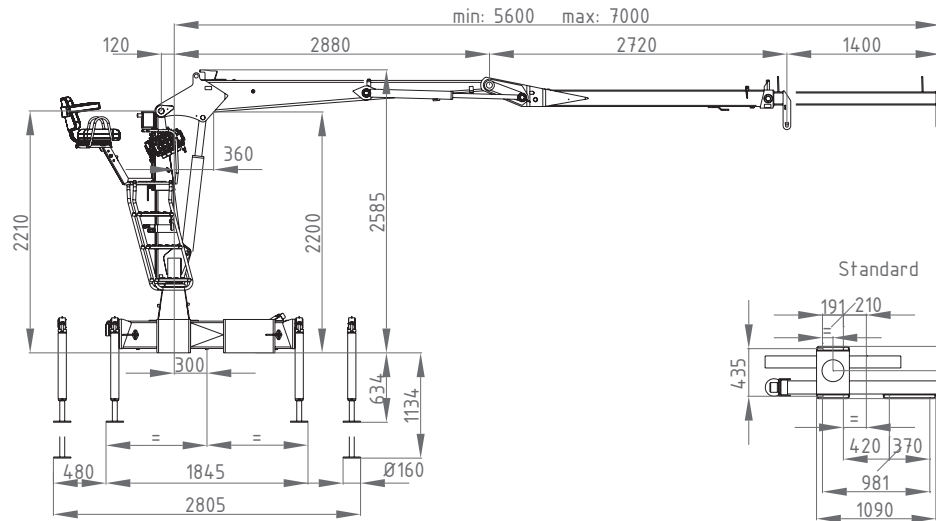
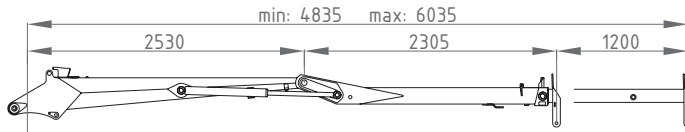
220 bar



1x
30 bis
40 l/min
ca. 16 kW

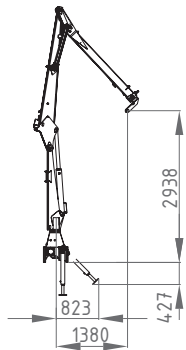


LS
75 l/min
ca. 35 kW

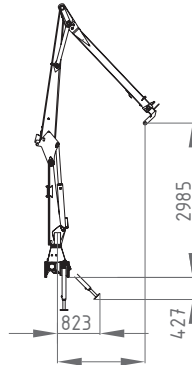


Standard

6m
Schläuche außen



7m
Schläuche außen



	2m	3m	4m	5m	6m	7m	
6,0m	1935	1320	1065	800	-	-	kg
7,0m	1900	1260	1000	780	650	505	kg

