



ATLAS

SINCE 1919

-  31.2 - 33.2 t
-  129 KW (175 HP)
EU Stage V
-  10.3 - 16.4 m

FAST. RELIABLE. VERSATILE.



MATERIAL HANDLING MACHINE 300MH

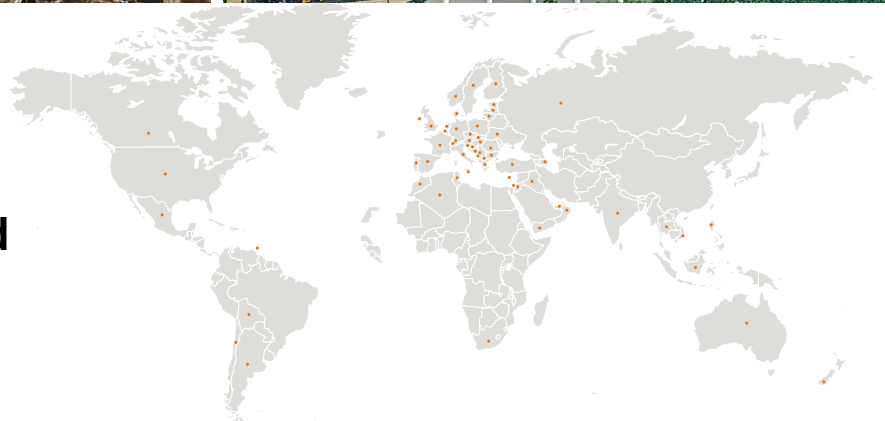
ATLAS – CONSTRUCTION MACHINERY MANUFACTURER WITH TRADITION

From person to person

When Hinrich Weyhausen started selling construction and agricultural machinery in 1919, he discovered that the machines which his customers actually needed were not available. So he listened to them carefully and went about building the machines himself – exactly according to the requirements of the people who used his machines every day. He carried out pioneering work with a passion under the brand name of Atlas. His focus was always on the benefit of the machines. And nothing has changed for us in terms of this ideal today.



**Atlas will make you strong
with excellent products and
a comprehensive service.**



With highly motivated employees, a great deal of commitment and expertise ATLAS GmbH develops successful crane & excavator technologies. Numerous customers, engineers and experts all around the globe have made their contribution. The result is robust equipment to enable you to work more effectively and safely than ever before.

As our know-how grew, so too did our dealer and service network worldwide.

We can hence guarantee – in those days and today too – that we will always be on the spot when you need us.



Atlas manufactures a wide range of equipment for the construction, railroad, material handling and infrastructure industries. You will find more information on Atlas under www.atlasgmbh.com.

CONSTRUCTION



TRANSPORT



INFRASTRUCTURE



RECYCLING



CUSTOMER SATISFACTION IS OUR PRIORITY!

WE ARE COMMITTED

to providing our customers with highest quality products and services.

QUALITY STANDARDS AND CUSTOMER SATISFACTION

are measured in terms of service performance, reliability, relevance and timeliness.

OUR COMPANY'S MISSION, GOALS AND OBJECTIVES

are directed towards ongoing process improvement as a basis for strengthening our competitive position and for improving product quality and service standards.

QUALITY STANDARDS AND CUSTOMER SATISFACTION

are measured in terms of product performance and reliability.

PRODUCT RANGE

300MH





**EXTENSIVE DEALER NETWORK
EXCELLENT SERVICE
CUSTOMER FOCUSED**

ATLAS - The new excavator cabin



The new ATLAS cabin – Best climate, sharp display, digital and direct, more space, best view, extremely quiet, feel good

Clear control panel – Direct selection via keys or digital control via button.....



Move safely: Standard lateral- and rear view cameras



Most powerful air conditioning system - short airways - large lines - cross sections - silent



Best view – especially to the right



ATLAS SINCE 1939 - The new excavator cabin

Stay communicated - radio with USB connection - mobile phone tray by the left joystick



Easy: Upper carriage lock at the push of a button on T



If thirsty: Close at hand and quickly released



Lunch break - space for cool box with electrical connection - behind the driver's seat



Floor non-slip and Easy to sweep - storage space for tools and materials



TECHNICAL SPECIFICATION 300MH

ENGINE

Power rating.....129 kW (175 HP)	Bore / cylinder stroke 101 / 126	STANDARD BASIC EQUIPMENT:
RPM 1800/min	Cooling system Water-cooled	• Automatic idling system / Engine stop
Model.....Cummins / QSB 6.7 EU Stage V	Air filter..... Dry air filter	• Diesel pre-filter
Design.....Turbocharger / intercooler	Battery 2 x 12 V / 100 Ah	• Engine monitoring
Cylinder capacity 6700 cm ³	Generator 24 V / 100 A	
Number of cylinders 6	Starter..... 24 V / 3.2 kW	

HYDRAULIC SYSTEM

• AWE 5 system (Load sensing)	• Pipe break protection valves for lifting and articulated cylinders	• Operating modes:
• Load limit controlled high-performance pump	• Proportional grab and grab rotating function	F1 (Fine)
• Fuel-efficient flow-on-demand control	• 3 circuits for additional consumer loads possible	F2 (Eco)
• Sensitive, proportional, independent control	• Max. oil flow 380 l/min	F3 (Power)
• Primary and secondary protection against overload	• Max. operating pressure 320 (350) bar	• Accumulator for emergency lowering of the arm system
• Suction valves for all work functions	• Cylinder end position damping	• Load-limit control

SWING ASSEMBLY

• Axial piston motor with priority valve	• Automatically controlled multi-disc brake	• Swing torque 63.2 kNm
• Planetary transmission	• Two, two-stage valves	• Max. swing speed 11/min

TRACTION DRIVE AND BRAKES

• Variable displacement motor	• Automotive traveling and cruise control:	• Tractive force 110 kN
• Power-shift transmission	• Max. speed 16 km/h	• Gradeability 33 %
• Double-acting brake valve	• Off-road speed 5 km/h	• Dual-circuit brake system Drum brake
• Travel direction pre-selection via switch in joystick	• Crawling speed 1 km/h	• Parking brake Spring-loaded brake

UNDERCARRIAGE

• Steering axle with automatic oscillating axle locking	• Heavy duty axles	• STD tires: Mitas 12.00-20
• Additional axis locking via left joystick	• Toolbox in undercarriage	

WORKING EQUIPMENT 300MH

DRIVER'S CAB

<ul style="list-style-type: none"> • Meets latest safety standards (ROPS) • Extra large entry zone • Spacious leg room • Radio preparation with mute function • Ready for electric cooling box • Different options for storage, compartment for documents • Heat-absorbing glass, tinted windows • Excellent all-way visibility • Bottle holder 	DRIVER'S SEAT: <ul style="list-style-type: none"> • Comfort seat with headrest • Arm rests and lumbar support • Seat adjustable separately from console • Air suspension • Heated • Horizontal and vertical suspension • Lumbar support 	MONITORING: <ul style="list-style-type: none"> • Operating data display screen • Automatic system for monitoring, warning and storage of data • Rear view security camera • Right side camera
	CONTROL: <ul style="list-style-type: none"> • Ergonomic joysticks with proportional slide control • Slim steering column, height and tilt adjustable • Indicators, controls and operating switches are clearly arranged • Swing axle lock in the left joystick 	CLIMATE CONTROL: <ul style="list-style-type: none"> • Automatic climate control • Excellent air distribution through optimally arranged nozzles • Refrigerant R134a
		SOUND LEVELS: <ul style="list-style-type: none"> • ISO 6396 (L_pA) in driver's cab 72 dB(A) • 2000/14 EG (L_wA) ambience level 101 dB(A)

ADDITIONAL EQUIPMENT

<ul style="list-style-type: none"> • Beacon light • Gear protection • Cabin Sliding door • Cab protection guard • Cab elevation • Joystick steering • 270° camera system • LED working lights 	<ul style="list-style-type: none"> • Alarm-signal while driving • Auxiliary heating with water circuit • Automatic working brake • Switch hydraulic attachment kit, supports separately at front and rear • Hydraulic add-on kit, switch supports axially separately • Proportional control of supports by slide in joystick • Automatically controlled and monitored electric central lubrication system for uppercarriage and arm equipment • Premium Driver seat (Actimo Evolution) 	<ul style="list-style-type: none"> • Electric cooling box • Radio with USB • GPS/GSM telemetric system for monitoring of operating data, consumption, position • Biodegradable oil • Refueling pump
		Other additional equipment: See price list Special options: upon request

FILL CAPACITIES

• Fuel tank382 litres	• Engine oil.....20 litres	• Hydraulic system.....400 litres
• Cooling system.....42 litres	• Hydraulic tank224 litres	• Ad Blue®50 litres

OPERATING WEIGHTS

	MONOBLOCK BOOM 6.60 m (C25.5i)	MONOBLOCK BOOM 8.00 m (C25.6i)
	Stick 5.00 m (D25.15i)	Stick 6.00 m (D25.16i)
Support dozer blade		
SDB / outriggers		
4 support outriggers	32.8 t	33.2 t

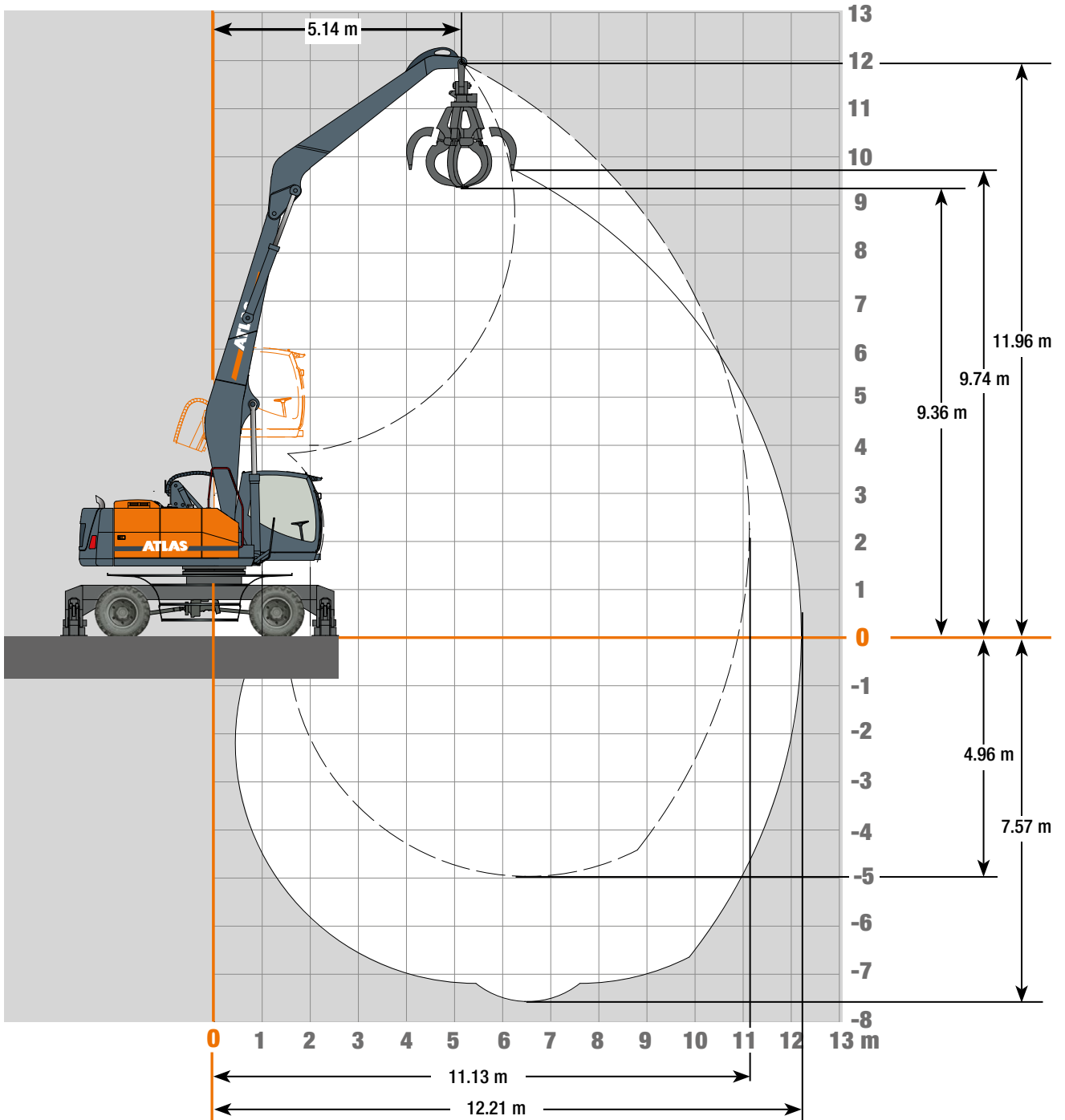
Operating weight with driver, solid rubber tyres, completely filled implement and 1.5 t for attachments and 1.4 t for lift-cab (option)

ATTACHMENTS

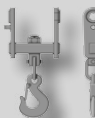
<ul style="list-style-type: none"> • Clamshell grab • Orange peel grab 	<ul style="list-style-type: none"> • Load hook • Load lifting magnet 	<ul style="list-style-type: none"> • Log grab • Sorting grab
--	--	--

WORKING RANGES 300MH

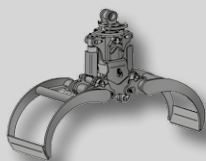
Loading boom 6.60 m (G25.5i) and stick 5.00 m (D25.15i)



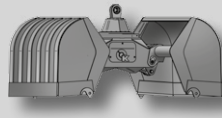
Attachments



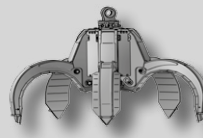
Load hook




Log grab



Clamshell grab

























Orange peel grab



Load lifting magnet

LIFTING CAPACITIES 300MH

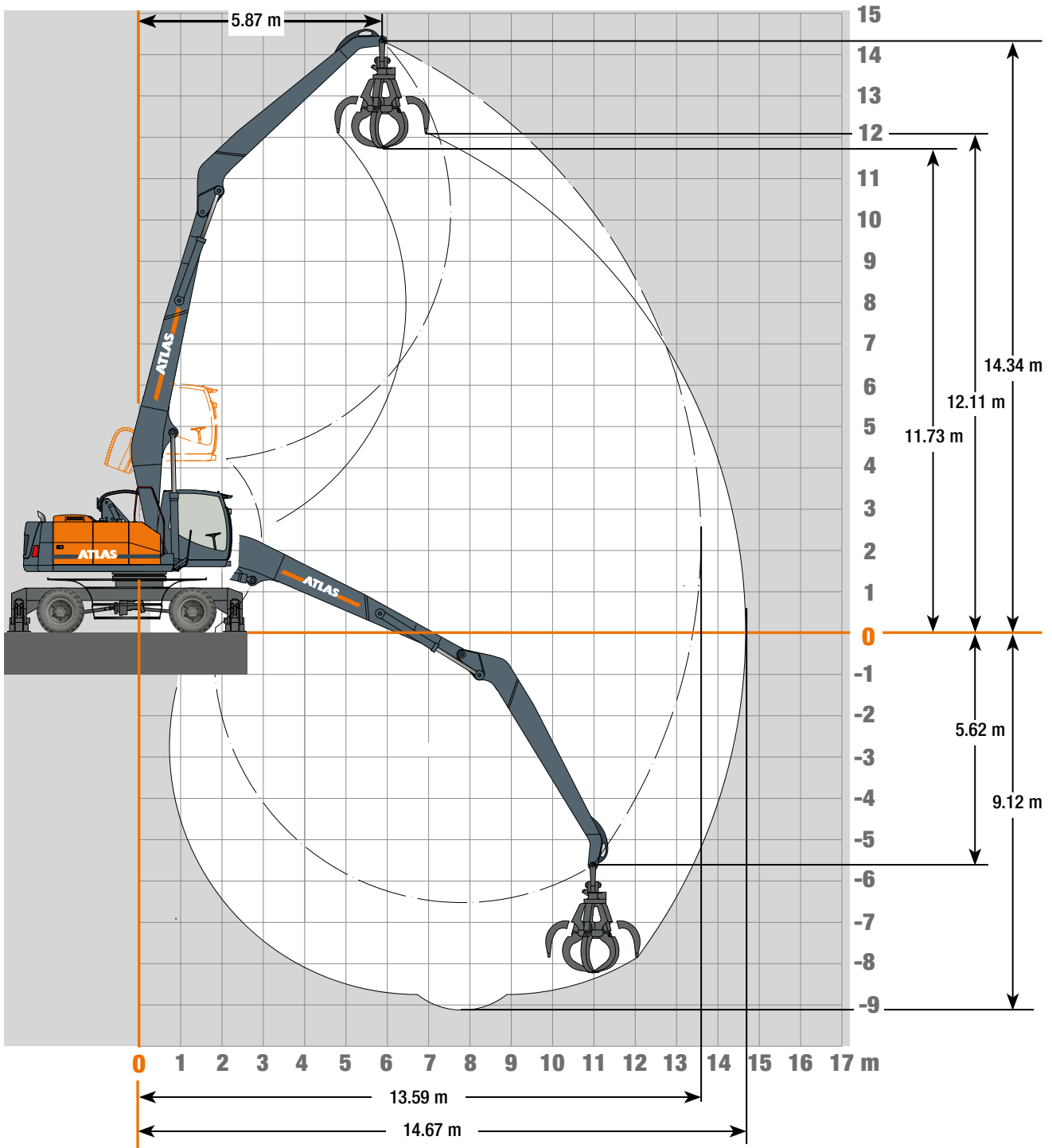
Lifting Capacities Loading boom 6.60 m (C25.5i) with stick 5.00 m (D25.15i). Max. reach 12.29 m

HEIGHT	Undercarriage position		3.5 m	4.5 m	5.5 m	6.5 m	7.5 m	8.5 m	9.5 m	10.5 m
+10.5 m	FRONT 	outriggers down outriggers up				5886 5886				
	LATERAL 	outriggers down outriggers up				5794* 5886				
+ 9.0 m	FRONT 	outriggers down outriggers up				7750 7750	6642 6642	4563 4563		
	LATERAL 	outriggers down outriggers up				5816* 7750	4615* 6642	3726* 4563		
+ 7.5 m	FRONT 	outriggers down outriggers up				7856 7856	7382 7382	6959 6123*	4594 4594	
	LATERAL 	outriggers down outriggers up				5840* 7856	4628* 7382	3737* 6959	3070* 4594	
+ 6.0 m	FRONT 	outriggers down outriggers up			9117 9117	8296 8296	7666 7447*	7127 6073*	6634 5021*	
	LATERAL 	outriggers down outriggers up			7383* 9117	5630* 8296	4517* 7666	3683* 7044*	3024* 5832*	
+ 4.5 m	FRONT 	outriggers down outriggers up		11936 11936	10197 10197	9037 9037	8126 7211*	7407 5916*	6790 4956*	5482 4214*
	LATERAL 	outriggers down outriggers up		9533* 11936	6947* 10197	5407* 9037	4314* 8126	3545* 6882*	2957* 5769*	2490* 4915*
+ 3.0 m	FRONT 	outriggers down outriggers up	18623 18623	14,107 14,107	11528 11329*	9850 8694*	8622 6937*	7703 5,732*	6770* 4843*	5805* 4150*
	LATERAL 	outriggers down outriggers up	12,625* 18623	8618* 14,107	6394* 11,528	5040* 9850	4077* 8111*	3380* 6693*	2850* 5655*	2428* 4851*
+ 1.5 m	FRONT 	outriggers down outriggers up	21166 21166	15773 15083*	12546 10753*	10446 8243*	9008 6690*	7810* 5534*	6623* 4708*	5700* 4053*
	LATERAL 	outriggers down outriggers up	11066* 21166	7767* 15773	5902* 12,546	4670* 9729*	3850* 7861*	3208* 6487*	2731* 5515*	2343* 4751*
+ 0 m	FRONT 	outriggers down outriggers up	20531 20531	15877 14401*	12761 10317*	10550 7923*	9008 6435*	7661* 5390*	6524* 4610*	5635* 3990*
	LATERAL 	outriggers down outriggers up	10329* 20531	7239* 15877	5522* 12,364*	4397* 9397*	3637* 7591*	3075* 6342*	2639* 5417*	2283* 4687*
- 1.5 m	FRONT 	outriggers down outriggers up	18071 18071	14651 14,116*	12022 10,066*	10112 7804*	8583 6318*	7375 5287*	6288 4522*	5229 3959*
	LATERAL 	outriggers down outriggers up	10156* 18071	7010* 14,651	5319* 12,022	4267* 9,287*	3524* 7,476*	2982* 6,236*	2565* 5,323*	2252* 4,656*
- 3.0 m	FRONT 	outriggers down outriggers up	14462 14462	12285 12,285	10401 10,009*	8800 7,664*	7510 6,232*	6391 5,263*	5188 4,528*	
	LATERAL 	outriggers down outriggers up	10218* 14462	6986* 12,285	5266* 10,401	4172* 8,800	3459* 7,382*	2956* 6,213*	2565* 5,188	
- 4.5 m	FRONT 	outriggers down outriggers up		8894 8894	7817 7817	6673 6673	5594 5594	4499 4499		
	LATERAL 	outriggers down outriggers up		7103* 8894	5312* 7817	4217* 6673	3511* 5594	3003* 4499		

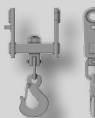
The specified max. loading capacities in kilogrammes (kg) include a stability of 25% or are calculated at 87% of the hydraulic lifting power, as per ISO10567. These values are applicable at the tip of the arm with optimum positioning of the corresponding arm system. Weights of attached load carrying accessories (grab, magnet, load hook, etc.) are not included with the load carrying values. *Value limited due to excavator stability.

WORKING RANGES 300MH

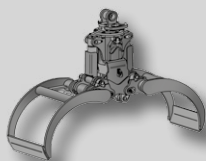
Loading boom 8.00 m (C25.6i) and stick 6.00 m (D25.16i)



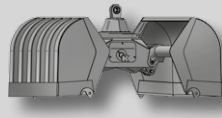
Attachments



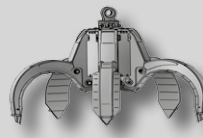
Load hook




Log grab



Clamshell grab































Orange peel grab



Load lifting magnet

LIFTING CAPACITIES 300MH

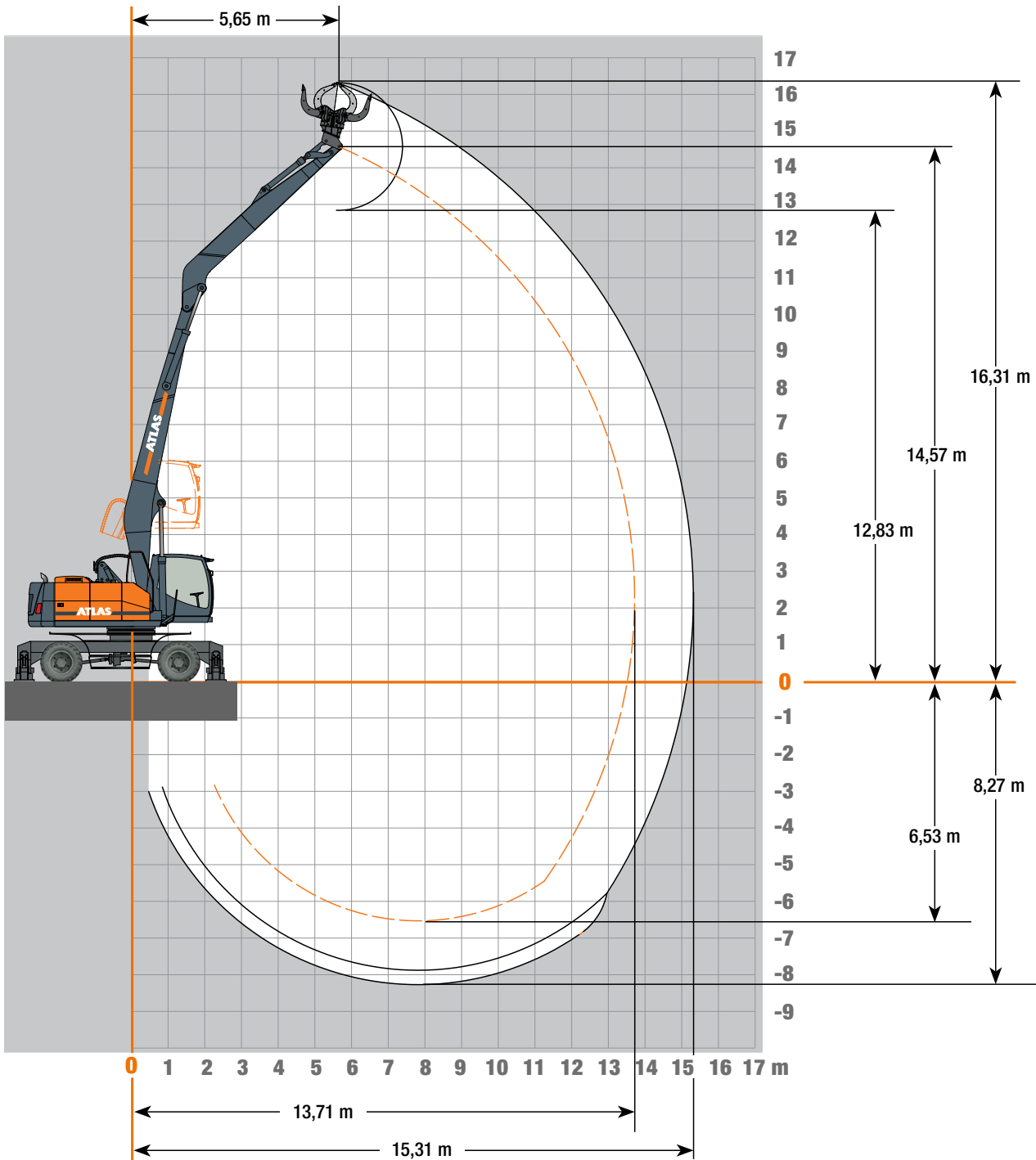
Lifting Capacities Loading Boom 8.00 m (C25.6i) with stick 6.00 m (D25.16i). Max reach 16.36 m

HEIGHT	Undercarriage position		4.5 m	5.5 m	6.5 m	7.5 m	8.5 m	9.5 m	10.5 m	11.5 m	12.5 m	13.5 m
+13.5 m	FRONT 	outriggers down			4317							
		outriggers up			4317							
	LATERAL 	outriggers down			4317							
		outriggers up			4317							
+12.0 m	FRONT 	outriggers down				5260	4048					
		outriggers up				5260	4048					
	LATERAL 	outriggers down				4681*	3746*					
		outriggers up				5260	4048					
+10.5 m	FRONT 	outriggers down				6113	5767	4683	2878			
		outriggers up				6113	5767	4683	2878			
	LATERAL 	outriggers down				4737*	3802*	3120*	2506*			
		outriggers up				6113	5767	4683	2878			
+9.0 m	FRONT 	outriggers down				6167	5777	5445	4854	2906		
		outriggers up				6167	5777	5143*	4342*	2906		
	LATERAL 	outriggers down				4785*	3803*	3085*	2557*	2072*		
		outriggers up				6167	5777	5445	4854	2906		
+7.5 m	FRONT 	outriggers down				6377	5925	5548	5201	4571		
		outriggers up				6377	5925	5122*	4269*	3613*		
	LATERAL 	outriggers down				4616*	3698*	3053*	2498*	2062*		
		outriggers up				6377	5925	5548	4,981*	4237*		
+6.0 m	FRONT 	outriggers down			7451	6766	6183	5736	5313	4958	3751	
		outriggers up			7451	6766	5942*	4985*	4193*	3582*	3057*	
	LATERAL 	outriggers down			5516*	4397*	3523*	2927*	2423*	2026*	1678*	
		outriggers up			7451	6766	6183	5736	4905*	4209*	3612*	
+4.5 m	FRONT 	outriggers down	11283	9554	8222	7287	6521	5946	5458	4935*	4326*	
		outriggers up	11283	9554	8222	7034*	5687*	4794*	4058*	3471*	3019*	
	LATERAL 	outriggers down	9169*	6653*	5153*	4085*	3295*	2757*	2299*	1928*	1637*	
		outriggers up	11283	9554	8222	7287	6521	5616*	4767*	4094*	3576*	
+3.0 m	FRONT 	outriggers down	13262	10715	8963	7758	6879	6164	5586*	4822*	4235*	2759
		outriggers up	13262	10715	8253*	6599*	5467*	4583*	3916*	3363*	2935*	2569*
	LATERAL 	outriggers down	7815*	5902*	4597*	3715*	3080*	2567*	2167*	1828*	1561*	1329*
		outriggers up	13262	10715	8963	7758	6437*	5400*	4623*	3983*	3,489*	2759
+1.5 m	FRONT 	outriggers down	14508	11465	9564	8153	7107	6322	5409*	4727*	4168*	2999
		outriggers up	13788*	9891*	7736*	6239*	5157*	4397*	3752*	3268*	2868*	2527*
	LATERAL 	outriggers down	6679*	5119*	4133*	3384*	2808*	2391*	2020*	1736*	1496*	1289*
		outriggers up	14508	11465	9235*	7413*	6116*	5213*	4454*	3888*	3422*	2999
+0 m	FRONT 	outriggers down	14404	11644	9658	8262	7128	6113*	5285*	4617*	4103*	
		outriggers up	13004*	9385*	7265*	5925*	4907*	4197*	3630*	3166*	2805*	
	LATERAL 	outriggers down	6032*	4655*	3735*	3102*	2591*	2216*	1905*	1644*	1437*	
		outriggers up	14404	11411*	8743*	7091*	5856*	5004*	4331*	3783*	3359*	
-1.5 m	FRONT 	outriggers down	13283	11069	9356	7992	6928	5979*	5187*	4559*	4060*	
		outriggers up	12651*	9094*	7048*	5700*	4756*	4071*	3537*	3108*	2764*	
	LATERAL 	outriggers down	5773*	4408*	3535*	2912*	2451*	2101*	1819*	1587*	1399*	
		outriggers up	13283	11069	8523*	6856*	5703*	4875*	4236*	3725*	3317*	
-3.0 m	FRONT 	outriggers down	11545	9843	8487	7323	6,389	5626	4,884	4179	3417	
		outriggers up	11545	8921*	6928*	5578*	4664*	4017*	3493*	3071*	2756*	
	LATERAL 	outriggers down	5734*	4293*	3432*	2811*	2370*	2047*	1777*	1557*	1394*	
		outriggers up	11545	9843	8399*	6726*	5607*	4823*	4192*	3686*	3308*	
-4.5 m	FRONT 	outriggers down	9285	8161	7191	6303	5496	4777	4048	3265		
		outriggers up	9285	8161	6894*	5567*	4685*	4009*	3501*	3111*		
	LATERAL 	outriggers down	5857*	4328*	3420*	2803*	2376*	2040*	1784*	1590*		
		outriggers up	9285	8161	7191	6303	5496	4777	4048	3265		
-6.0 m	FRONT 	outriggers down		5980	5388	4761	4098	3430	2695			
		outriggers up		5980	5388	4761	4098	3430	2695			
	LATERAL 	outriggers down		4469*	3538*	2884*	2425*	2101*	1859*			
		outriggers up		5980	5388	4761	4098	3430	2695			

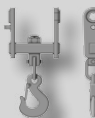
The specified max. loading capacities in kilogrammes (kg) include a stability of 25% or are calculated at 87% of the hydraulic lifting power, as per ISO10567. These values are applicable at the tip of the arm with optimum positioning of the corresponding arm system. Weights of attached load carrying accessories (grab, magnet, load hook, etc.) are not included with the load carrying values. *Value limited due to excavator stability.

WORKING RANGES 300MH

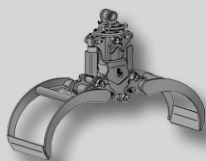
Loading boom 8.00 m (C25.6i) and stick 6.00 m (D25.16is)



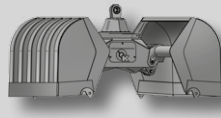
Attachments



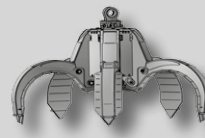
Load hook




Log grab



Clamshell grab































Orange peel grab



Load lifting magnet

LIFTING CAPACITIES 300MH

Lifting Capacities Loading Boom 8.00 m (C25.6i) with stick 6.00 m (D25.16is). Max reach 15.31 m

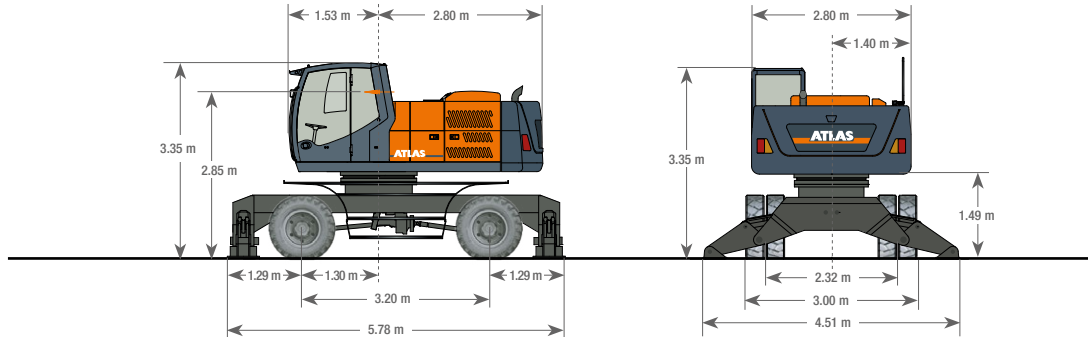
HEIGHT	Undercarriage position		4.5 m	5.5 m	6.5 m	7.5 m	8.5 m	9.5 m	10.5 m	11.5 m	12.5 m	13.5 m
+13.5 m	FRONT 	outriggers down			4777	3245						
		outriggers up			4777	3245						
	LATERAL 	outriggers down			4777	3245						
		outriggers up			4777	3245						
+12.0 m	FRONT 	outriggers down				5729	4447					
		outriggers up				5729	4447					
	LATERAL 	outriggers down				4759*	3769*					
		outriggers up				5729	4447					
+10.5 m	FRONT 	outriggers down				6136	5814	5035	3405			
		outriggers up				6136	5814	5035	3405			
	LATERAL 	outriggers down				4756*	3879*	3138*	2546*			
		outriggers up				6136	5814	5035	3405			
+9.0 m	FRONT 	outriggers down				6191	5791	5482	5189	3418		
		outriggers up				6191	5791	5226*	4355*	3418		
	LATERAL 	outriggers down				4805*	3816*	3146*	2571*	2109*		
		outriggers up				6191	5791	5482	5071*	3418		
+7.5 m	FRONT 	outriggers down				6405	5932	5569	5211	4926	2837	
		outriggers up				6405	5932	5141*	4278*	3664*	2837	
	LATERAL 	outriggers down				4640*	3706*	3070*	2509*	2101*	1731*	
		outriggers up				6405	5932	5569	4989*	4292*	2837	
+6.0 m	FRONT 	outriggers down			7493	6798	6212	5738	5333	4975	4253	
		outriggers up			7493	6798	6027*	4985*	4210*	3597*	3095*	
	LATERAL 	outriggers down			5620*	4422*	3583*	2932*	2438*	2040*	1708*	
		outriggers up			7493	6798	6212	5738	4923*	4224*	3653*	
+4.5 m	FRONT 	outriggers down	11366	9509	8194	7269	6545	5969	5478	4977*	4330*	2523
		outriggers up	11366	9509	8194	7009*	5756*	4816*	4076*	3506*	3026*	2523
	LATERAL 	outriggers down	9257*	6687*	5134*	4075*	3343*	2773*	2313*	1956*	1645*	1382*
		outriggers up	11366	9509	8194	7269	6545	5641*	4787*	4132*	3582*	2523
+3.0 m	FRONT 	outriggers down	13343	10652	8993	7781	6870	6182	5607	4840*	4237*	3305
		outriggers up	13343	10652	8311*	6637*	5449*	4605*	3934*	3378*	2939*	2593*
	LATERAL 	outriggers down	7889*	5858*	4625*	3736*	3072*	2581*	2180*	1840*	1568*	1349*
		outriggers up	13343	10652	8993	7781	6415*	5424*	4642*	4000*	3493*	3095*
+1.5 m	FRONT 	outriggers down	14405	11531	9513	8117	7136	6305*	5432*	4721*	4168*	3401
		outriggers up	13643*	9976*	7682*	6204*	5191*	4376*	3768*	3266*	2870*	2533*
	LATERAL 	outriggers down	6606*	5149*	4103*	3365*	2831*	2377*	2032*	1738*	1500*	1296*
		outriggers up	14405	11531	9170*	7371*	6155*	5189*	4473*	3885*	3423*	3032*
+0 m	FRONT 	outriggers down	14257	11571	9672	8223	7155	6140*	5270*	4636*	4101*	3165
		outriggers up	12785*	9302*	7289*	5888*	4930*	4215*	3621*	3180*	2806*	2508*
	LATERAL 	outriggers down	5937*	4607*	3746*	3081*	2602*	2226*	1902*	1,654*	1440*	1269*
		outriggers up	14257	11313*	8772*	7048*	5885*	5027*	4320*	3799*	3358*	3009*
-1.5 m	FRONT 	outriggers down	13196	10999	9302	7952	6953	6006*	5171*	4550*	4057*	
		outriggers up	12533*	9015*	6993*	5663*	4777*	4088*	3527*	3103*	2764*	
	LATERAL 	outriggers down	5707*	4360*	3502*	2890*	2459*	2109*	1815*	1587*	1402*	
		outriggers up	13196	10999	8460*	6812*	5730*	4897*	4223*	3719*	3315*	
-3.0 m	FRONT 	outriggers down	11463	9778	8500	7349	6411	5606	4872	4195	3432	
		outriggers up	11463	8843*	6886*	5604*	4684*	3999*	3482*	3084*	2765*	
	LATERAL 	outriggers down	5667*	4246*	3405*	2818*	2377*	2037*	1772*	1566*	1401*	
		outriggers up	11463	9778	8350*	6761*	5633*	4802*	4179*	3701*	3317*	
-4.5 m	FRONT 	outriggers down	9209	8101	7145	6324	5470	4759	4038	3279		
		outriggers up	9209	8101	6841*	5593*	4659*	3991*	3491*	3116*		
	LATERAL 	outriggers down	5789*	4281*	3387*	2810*	2360*	2030*	1779*	1593*		
		outriggers up	9209	8101	7145	6324	5470	4759	4038	3279		
-6.0 m	FRONT 	outriggers down		5928	5348	4732	4111	3442	2690			
		outriggers up		5928	5348	4732	4111	3442	2690			
	LATERAL 	outriggers down		4422*	3480*	2861*	2434*	2097*	1868*			
		outriggers up		5928	5348	4732	4111	3442	2690			

The specified max. loading capacities in kilogrammes (kg) include a stability of 25% or are calculated at 87% of the hydraulic lifting power, as per ISO10567. These values are applicable at the tip of the arm with optimum positioning of the corresponding arm system. Weights of attached load carrying accessories (grab, magnet, load hook, etc.) are not included with the load carrying values. *Value limited due to excavator stability.

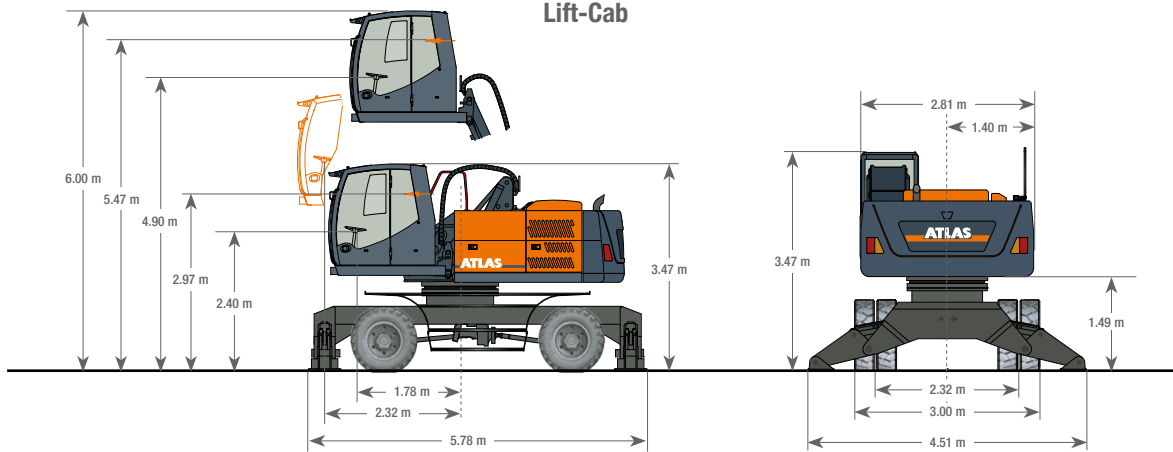
DIMENSION 300MH

300MH Transport position

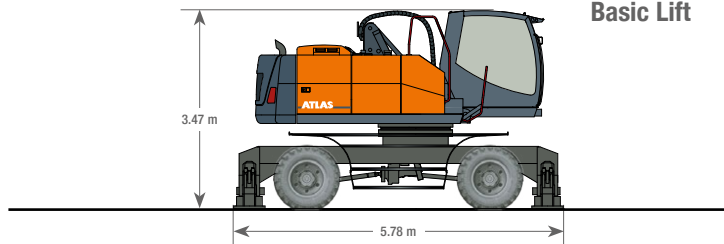
Standard-Cab



Lift-Cab

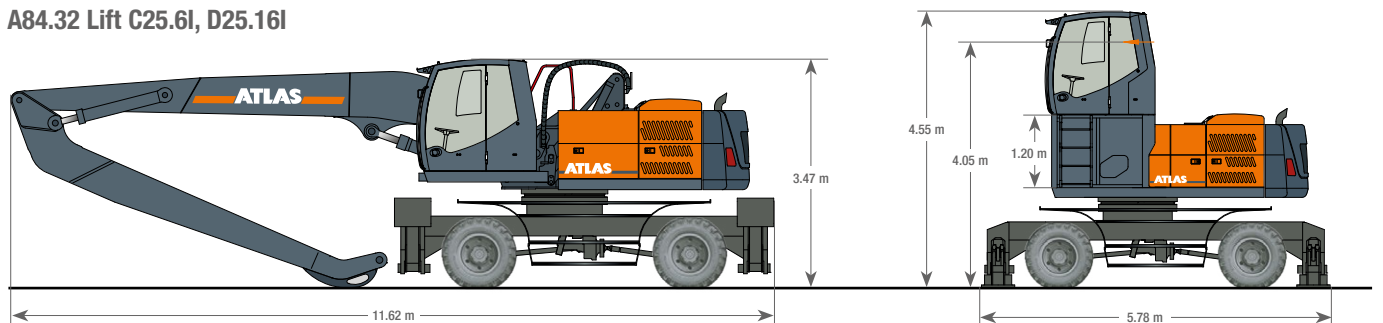


Basic Lift



Cab elevation 1,20 m

A84.32 Lift C25.6I, D25.16I



Further cabin versions on demand.



300MH-EN (1) Effective date: 03/2022. Product specifications and prices are subject to change without notice or obligation. The photographs and/or drawings in this document are for illustrative purposes only. Refer to the appropriate Operator's Manual for instructions on the proper use of this equipment. Failure to follow the appropriate Operator's Manual when using our equipment or to otherwise act irresponsibly may result in serious injury or death. The only warranty applicable to our equipment is the standard written warranty applicable to the particular product and sale and Atlas makes no other warranty, express or implied. The only warranty applicable to our equipment is the standard written warranty applicable to the particular product and sale and Atlas makes no other warranty, express or implied. Products and services listed may be trademarks, service marks or trade-names of Atlas GmbH and/or its subsidiaries. All rights are reserved. Atlas® is a registered trademark of Atlas GmbH. Copyright © 2022 Atlas GmbH.

Ref. no. 6203428

GANDERKESEE FACTORY

Atlas GmbH
Atlasstraße 6
D-27777 Ganderkesee,
Germany

Tel.: +49 (0) 4222 954 0
Fax: +49 (0) 4222 954 220
E-mail: info@atlasgmbh.com
www.atlasgmbh.com



VECHTA FACTORY

Atlas GmbH
Theodor-Heuss-Str. 3
D-49377 Vechta
Germany

T: +49 (0) 4441 954 0
F: +49 (0) 4441 954 299
E-mail: info@atlasgmbh.com
www.atlasgmbh.com



DELMENHORST FACTORY

Atlas GmbH
Stedinger Straße 324
D-27751 Delmenhorst
Germany

T: +49 (0) 4221 49 10
F: +49 (0) 4221 49 14 43
E-mail: info@atlasgmbh.com
www.atlasgmbh.com

ATLAS CRANES UK LTD NATIONAL SALES & SERVICE FACILITY

Wharfedale Road,
Euroway Trading Est.
Bradford, England BD4 6SL
United Kingdom

T: +44 8444 99 66 88
F: +44 1274 65 37 85
E-mail: atlasuk@atlasgmbh.com
www.atlas-cranes.co.uk
www.atlasgmbh.com



SINCE 1919
ATLAS

